

# N.E. MODIFIED FRONT SUSPENSION

## Did You Know...

BRP axles are made from Chromemoly tubing. Don't be fooled by "imposter" front axles that may bend easily!


## NORTHEAST MODIFIED FRONT AXLES



| STYLE                                 | LENGTH  | BARE AXLE | 3 BAR AXLE  | 4 BAR AXLE | BOLT ON AXLE BRACKETS | BOLT ON AXLE BRACKETS WITH CAMBER |
|---------------------------------------|---------|-----------|-------------|------------|-----------------------|-----------------------------------|
| FORD .859" King Pin Diameter          | 50 Inch | BRP EC50  |             | BRP EC50/* | BRP EC50BO*           | BRP EC50BOC                       |
|                                       | 52 Inch | BRP EC52  | BRP EC52/3* | BRP EC52/* | BRP EC52BO*           | BRP EC52BOC                       |
|                                       |         |           |             |            |                       | BRP EC52BOC- **                   |
| International .988" King Pin Diameter | 50 Inch | BRP IH50* | BRP IH50/3* | BRP IH50/* | BRP IH50BO*           |                                   |
|                                       | 52 Inch | BRP IH52* |             |            |                       |                                   |

\* indicates special order - call for availability.

\*\*Available powder coated - see color chart below and add to end of part number.

 Used on 2000 to present BRP chassis

| DESCRIPTION   | P/N             |
|---|-----------------|
| Front Axle for Syracuse only. (will not work on short tracks)           | BRP EC52BOC-SYR |
| Front Axle bolt kit (comes with all necessary bolts to mount front end) | BRP 408-5       |




## AXLE EYE ENDS

| DESCRIPTION  | P/N          |
|--|--------------|
| LPS Ford 10 degree eye end                         | LPS 12-1     |
| LPS International 9 degree eye end                 | LPS 13-1     |
| Bicknell Ford 10 degree eye end                    | BRP 7118     |
| Set screws for Front Axles (sold in packages of 2) | BOL 0603756F |

## FRONT AXLE KITS




## EXAMPLE: BRP FE1223



# N.E. MODIFIED FRONT SUSPENSION

## FRONT AXLE BRACKETS



| DESCRIPTION   | RED P/N           | BLACK P/N         |
|---|-------------------|-------------------|
| Bicknell Downtube 4 Bar Bolt on bracket- 7 1/4" bolt spacing unanodized   | <b>BRP 1502</b>   |                   |
| Bicknell Downtube 4 Bar Bolt on bracket- 7 1/4" bolt spacing red anodized   | <b>BRP 1502RD</b> | <b>BRP 1502BK</b> |
| Bicknell 2000 to present 4 Bar Bolt on bracket- 5 1/4" spacing red anodized   | <b>BRP 1505</b>   | <b>BRP 1505BK</b> |
| Bicknell 2000 to present 4 Bar Bolt on 2" drop bracket for Bilstein BGT Series Shocks (large nitrogen chamber)- 5 1/4" spacing red anodized | <b>BRP 1501</b>   | <b>BRP 1501BK</b> |

**Did You Know...**  
BRP chassis use BRP 1505 axle brackets, and with Bilstein BGT series shocks you can also use BRP 1501 for added clearance.

## FRONT PANHARD MOUNTS



| DESCRIPTION  | RED P/N         | BLACK P/N         |
|--|-----------------|-------------------|
| Front Panhard Mount kit- 3 holes red anodized            | <b>BRP 1503</b> | <b>BRP 1503BK</b> |
| Heavy Duty Front Panhard Mount kit- 2 holes red anodized | <b>BRP 1623</b> | <b>BRP 1623BK</b> |

\*Kits also come with mounting bolts\*


**Did You Know...**  
BRP chassis use BRP 1623 panhard mount, BRP 398 clamp, and takes a BRP 1210 panhard bar.

## FRONT PANHARD SLIDERS




| DESCRIPTION                                | P/N              |
|--|------------------|
| 1 1/2" Front Panhard slider                | <b>BRP 398</b>   |
| 1 1/2" Front Panhard slider black anodized | <b>BRP 398BK</b> |

## SWAY BAR COMPONENTS



BRP 245 Made from 3/4" Material




| BROACH | HOLES               | END  | OFFSET | P/N               |
|--------|---------------------|------|--------|-------------------|
| 1"     | 12", 13", 14"       | Bolt | 0      | <b>BRP 245</b>    |
| 1 1/8" | 24" Long Blank      | ---- | 0      | <b>BRP 249-24</b> |
| 1 1/8" | 14.5", 15.5", 16.5" | Bolt | 0      | <b>BRP 253*</b>   |
| 1 1/8" | 14.5", 15.5", 16.5" | Bolt | 1"     | <b>BRP 253B</b>   |
| 1 1/8" | 16", 17", 18"       | Bolt | 0      | <b>BRP 254</b>    |
| 1 1/8" | 16", 17", 18"       | Bolt | 5"     | <b>BRP 254B**</b> |

\*Used on left front of 2000-present BRP Chassis  
\*\* Used on right front of 2000-present BRP Chassis

| DESCRIPTION  | P/N              |
|--|------------------|
| 1 1/8" I.D. 2 piece aluminum sway bar mount                | <b>BRP 1570</b>  |
| 1 1/8" I.D. aluminum locating/lock collar                  | <b>BRP 1571A</b> |
| 1/8" Steel weld on chassis tab for mounting BRP 1570 mount | <b>MFG CHA6</b>  |

## INTERNATIONAL STEEL SPINDLE



BRP 1664

| DESCRIPTION  | P/N              |
|--|------------------|
| Spindle kit with kingpin, spacer, & locking nut.   | <b>BRP 1664</b>  |
| Hollow replacement kingpin (.988" O.D.)  | <b>BRP 1660</b>  |
| King pin cap (sold each)   | <b>BRP 1662</b>  |
| Lower bolt on spindle boss   | <b>BRP 1669</b>  |
| Lower bolt on spindle boss (recommended for asphalt cars)<br>Made from High Strength Steel | <b>BRP 1669S</b> |
| Upper bolt on spindle boss   | <b>BRP 1670</b>  |
| Spindle plate assembly   | <b>BRP 1671</b>  |
| Spindle Bolts (4 required)   | <b>BRP 1672</b>  |
| Kingpin bushing (sold each)  | <b>BRP 1673</b>  |
| 1/8" aluminum spindle shim spacer  | <b>BRP 844</b>   |
| Aluminum spindle lock nut kit  | <b>BRP 320</b>   |
| Replacement washers & screws for BRP 320 lock nut kit                                      | <b>BRP 320W</b>  |

# N.E. MODIFIED FRONT SUSPENSION

## BRP 10 DEGREE FORGED WIDE SPREAD BEARING SPINDLE

### Did You Know...

BRP spindles are made from forged 7075 aluminum for ultimate strength. They weigh in at 4.60 # with kingpin.




Features include:  
 -replaceable bronze bushings.  
 -made from forged 7075 aluminum.  
 -Spindle snout is threaded into body for high strength while reverse thread locknut keeps snout tight under racing conditions.  
 -Works with BRP 4570 Hub.

### Did You Know...

The Spindle snout is recessed into the aluminum spindle body for added strength!

## 10 Degree Spindle with .859" King Pin

| DESCRIPTION  | P/N       |
|--|-----------|
| Aluminum spindle kit with hollow steel kingpin, steel snout & lock nut | BRP 9200  |
| Replacement inner snout and lock cap                                   | BRP 9203  |
| Snout wrench   | BRP 4584  |
| Replacement king pin with 2 end caps                                   | BRP 841   |
| Replacement end caps for 841 (sold each)                               | BRP 841C  |
| Optional titanium king pin with caps                                   | BRP 841T  |
| Replacement cap for BRP 841T king pin (sold each)                      | BRP 841TC |
| Replacement king pin bushing (sold each)                               | BRP 842   |
| 1/8" Aluminum spindle shim spacer - Ford kingpin                       | BRP 843   |
| Steel Kingpin Shim for Ford Kingpin - .005" Thick                      | WIN 7514  |
| Lock nut Assembly  | BRP 831L  |
| Wrench for BRP 831 lock nut  | BRP 831W  |
| Steel Spindle Nut (use with BRP 830 tab washer)                        | BRP 831   |
| Locking tab washer (use with BRP 831 and BRP 831A)                     | BRP 830   |



## KING PIN DRIFT PUNCH



| DESCRIPTION                         | P/N     |
|-------------------------------------|---------|
| Aluminum .859" King pin drift punch | BRP 847 |

## BRP WIDE 5 WIDE SPREAD HUB

### Did You Know...

When mounting a BRP 4570 to a BRP9200 spindle, Use a BRP 65 or BRP 65W brake rotor, and a BRP 8-2250 or BRP 18-2375 brake bracket.

| DESCRIPTION                           | RED P/N  | BLACK P/N   |
|---------------------------------------|----------|-------------|
| Aluminum Wide 5 Hub (includes Cap)    | BRP 4570 | BRP 4570BK  |
| Replacement Dust Cap                  |          | BRP 4571    |
| Replacement Inner race                |          | BRP 826     |
| Replacement Outer race                |          | BRP 827     |
| Inner bearing                         |          | BRP 828     |
| Outer bearing                         |          | BRP 829     |
| Aluminum locking spindle nut assembly |          | BRP 831L    |
| Inner hub seal                        |          | BRP 835     |
| Rotor bolt (sold each 3 required)     |          | BOL 081003F |

Inner and outer bearings, seals, and wheel nuts sold separately.

### Did You Know...

This BRP 4570 hub is designed to work with BRP 9200 spindle above. It weighs in at a slender 7# with studs and races.

Also has quick release front cap!



Includes BRP 4571 dust cap, 3X BOL 081003F rotor bolts.  
 Does not include bearings, seal, or spindle nut.

# N.E. MODIFIED FRONT SUSPENSION

## BRP 4588 LARGE BEARING MODIFIED FRONT SPINDLE

### 10 Degree Spindle with .859" King Pin

| DESCRIPTION  | P/N       |
|--|-----------|
| Aluminum spindle kit with hollow steel kingpin, & lock nut     | BRP 4588  |
| Replacement king pin with 2 end caps                           | BRP 841   |
| Replacement end caps (sold each)                               | BRP 841C  |
| Optional titanium king pin with caps                           | BRP 841T  |
| Replacement cap for titanium king pin (sold each)              | BRP 841TC |
| Replacement king pin bushing (sold each)                       | BRP 842   |
| 1/8" Aluminum spindle shim spacer                              | BRP 843   |
| Steel Kingpin Shim - .005" Thick                               | WIN 7514  |
| Lock nut assembly  | BRP 6230  |
| Wrench for BRP 6230 lock nut                                   | BRP 6231  |
| Replacement steel spindle nut only (no hardware)               | BRP 6229  |
| Replacement outer washer and screw                             | BRP 6227  |
| Replacement screw with washer (package of 2)                   | BRP 6228  |
| Steering arm mounting hardware kit (2 BOL 082C, 2 BOL 083507C) | BRP 4588B |



**Did You Know...**  
BRP 4588 Spindle is made with an aluminum snout- it weighs in at only 4.4 pounds with kingpin.



**Features include:**  
 -replaceable bronze bushings.  
 -made from forged 7075 aluminum.  
 -Spindle snout is threaded into body for high strength while reverse thread locknut keeps snout tight under racing conditions.  
 -Works with BRP 6203or WIN 3266F or BER CTD-NYM-H01

## KING PIN DRIFT PUNCH



| DESCRIPTION                         | P/N     |
|-------------------------------------|---------|
| Aluminum .859" King pin drift punch | BRP 847 |

## BRP 6203 LARGE BEARING FRONT HUB

**NEW PRODUCT**



Also has quick release dust cap!

**Did You Know...**

When mounting a BRP 6203 to a BRP4588 spindle, Use a BRP 67 rotor with a BRP 19 caliper bracket.

| DESCRIPTION                           | RED P/N  | BLACK P/N  |
|---------------------------------------|----------|------------|
| Aluminum Wide 5 large bearing hub     | BRP 6203 | BRP 6203BK |
| Dust Cap                              |          | BRP 6226   |
| Inner race                            |          | BRP 6222   |
| Outer race                            |          | BRP 6222   |
| Inner bearing                         |          | BRP 6224   |
| Outer bearing                         |          | BRP 6224   |
| Aluminum locking spindle nut assembly |          | BRP 6230   |
| Inner hub seal                        |          | BRP 6225   |
| Rotor bolt kit (package of 8)         |          | BRP 50     |

Inner and outer bearings, seals, and wheel nuts sold separately.

**Did You Know...**

This BRP 6203 hub is designed to work with BRP 4588 spindle above.

# N.E. MODIFIED FRONT SUSPENSION

## ORIGINAL BRP 9210 10 DEGREE SPINDLE

### Did You Know...


BRP spindles are made from forged 7075 aluminum for ultimate strength. They weigh in at 4.60 # with kingpin.



Features include:  
 -replaceable bronze bushings.  
 -made from forged 7075 aluminum.  
 -Spindle snout is threaded into body for high strength while reverse thread locknut keeps snout tight under racing conditions.

### 10 Degree Spindle with .859" King Pin

| DESCRIPTION  | P/N       |
|--|-----------|
| Aluminum spindle kit with hollow steel kingpin, steel snout & lock nut | BRP 9210  |
| Replacement inner snout and lock cap                                   | BRP 9213  |
| Snout wrench   | BRP 4584  |
| Replacement king pin with 2 end caps                                   | BRP 841   |
| Replacement end caps (sold each)                                       | BRP 841C  |
| Optional titanium king pin   | BRP 841T  |
| Replacement cap for titanium king pin (sold each)                      | BRP 841TC |
| Replacement kingpin bushing (sold each)                                | BRP 842   |
| 1/8" Aluminum spindle shim spacer                                      | BRP 843   |
| Lock nut assembly  | BRP 831L  |
| Wrench for BRP 831L lock nut   | BRP 831W  |
| Steel Spindle Nut (use with BRP 830 tab washer)                        | BRP 831   |
| Locking tab washer (use with BRP 831 and BRP 831A)                     | BRP 830   |



## KING PIN DRIFT PUNCH



| DESCRIPTION                         | P/N     |
|-------------------------------------|---------|
| Aluminum .859" King pin drift punch | BRP 847 |

## BRP ORIGINAL 821 WIDE 5 HUB

### Did You Know...

When mounting a BRP 821 to a BRP 9210 spindle, Use a BRP 65 or BRP 65W brake rotor, and a BRP 8-2250 or BRP 18-2375 brake bracket.

| DESCRIPTION                            | P/N         |
|--|-------------|
| Aluminum Wide 5 hub                    | BRP 821     |
| Replacement Inner race                 | BRP 826     |
| Replacement Outer race                 | BRP 827     |
| Inner bearing                          | BRP 828     |
| Outer bearing                          | BRP 829     |
| Aluminum locking spindle nut assembly  | BRP 831L    |
| Inner hub seal                         | BRP 835     |
| Replacement Dust cap                   | BRP 832     |
| Rotor bolt kit (sold each, 3 required) | BOL 081003F |

Inner and outer bearings, seals, and wheel nuts sold separately.

### Did You Know...

This BRP 821 hub is designed to work with BRP 9210 spindle above. It weighs in at a slender 7# with studs and races.



BRP 821 includes BRP 832 dust cap, and 3 BOL 081003F rotor bolts.

# N.E. MODIFIED FRONT SUSPENSION

## ADJUSTABLE CAMBER FRONT SPINDLE

**NEW PRODUCT**



BRP 9214

| DESCRIPTION   | P/N        |
|---|------------|
| Adjustable Camber Spindle - 6 Pin Style (uses BRP 4570 Hub) | BRP 9214   |
| Adjustable Camber Spindle - Large Bearing Style             | BRP 9215   |
| Installation Wrench   | BRP 4584   |
| Replacement King Pin  | BRP 9208   |
| Replacement King Pin Washer                                 | BRP 9208W  |
| Replacement 0° Pill   | BRP 9209-0 |
| Replacement 1° Pill   | BRP 9209-1 |
| Replacement 2° Pill   | BRP 9209-2 |
| Replacement Lower Screw In Bearing Race                     | BRP 9206   |

Spindle comes with 0°, 1°, & 2° pills, king pin, and king pin washer.  
Installation wrench is required - sold separately.

## ALUMINUM 6 PIN FRONT HUBS

### 6 Pin Hubs & Parts



MODIFIED HUB KIT  
1" DEEP HUB FACE



SPRINT CAR HUB KIT  
1 1/2" DEEP HUB FACE

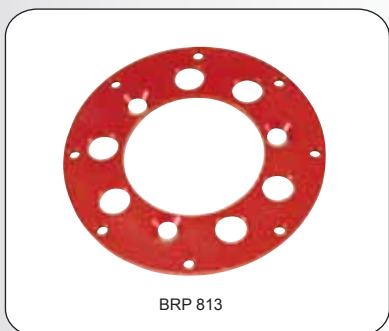
| DESCRIPTION                                     | P/N         |
|---|-------------|
| Standard sprint hub with studs and races        | BRP 825     |
| Offset modified hub with studs and races        | BRP 825-1   |
| Replacement Inner race                          | BRP 826     |
| Replacement Outer race                          | BRP 827     |
| Inner bearing                                   | BRP 828     |
| Outer bearing                                   | BRP 829     |
| Steel spindle nut (requires BRP 830 tab washer) | BRP 831     |
| Steel locking spindle nut                       | BRP 831L    |
| Slotted washer only                             | BRP 831L2   |
| Wrench for BRP 831L spindle nut                 | BRP 831W    |
| Dust cap with O-ring                            | BRP 832     |
| Replacement O-ring for BRP 832                  | BRP 832S    |
| 5/8" C wheel stud                               | BRP 833     |
| 5/8" C titanium wheel stud                      | BRP 833T    |
| Jam nut for BRP 833 wheel stud                  | BRP 834     |
| Inner hub seal                                  | BRP 835     |
| 5/8" C flat ended aluminum wheel nut (red)      | BRP 836     |
| Rotor stand kit for BRP 825 hub (red)           | BRP 837     |
| Long rotor stand kit for BRP 825-1 hub (black)  | BRP 838     |
| Rotor bolt 1/2" F X 1" Flat head                | BOL 081003F |



BRP 831

BRP 831L

## 6 PIN ROTOR ADAPTOR



BRP 813

### Did You Know...

BRP 813 rotor adaptor is used when a 11" or 12" rotor is needed on the front end for more stopping power. The BRP 9067 is used on asphalt cars for PFC 11 3/4" diameter rotor and is used with 9065 and 9066 brake brackets.

| DESCRIPTION  | P/N      |
|--|----------|
| Adapts 6 pin to 8 on 7" rotor - BRP 821 and BRP 4570 hubs  | BRP 813  |
| Asphalt 6 pin rotor adaptor- 6 pin to 8 on 7" 1/2" thick   | BRP 9067 |
| Asphalt front brake bracket (uses 2800 series caliper, 11 3/4" dia. X .810 thick rotor, BRP 9067, BRP 821 hub and BRP 4570 spindle)            | BRP 9066 |
| Asphalt front brake bracket (uses 2000 series caliper, 11 3/4" dia. X .810 thick rotor, BRP 9067, BRP 6203 or WIN 3266F, and BRP 4588 spindle) | BRP 9065 |

**NEW PRODUCT**

**NEW PRODUCT**

## FRONT SPINDLE LOCK NUT WRENCHES



BRP 831W

BRP 6231

| DESCRIPTION   | P/N      |
|---|----------|
| Spindle lock nut wrench for BRP 831L (BRP 9200/9210 spindles)         | BRP 831W |
| Spindle lock nut wrench for BRP 6230 (BRP 4588 large bearing spindle) | BRP 6231 |