

BATTERIES



TP 1200 / TP 1500



GNB DT-650T

TOTAL POWER

DESCRIPTION	P/N
Total Power 1500 CA / 800 CCA Racing Battery - weighs 31# (Dimensions - 9 7/8" L X 5 1/4" W X 6 7/8" T) Can Be Shipped	TP 1500
Total Power 1200 CA / 700 CCA Racing Battery - weighs 24# (Dimensions - 7 3/4" L X 5 1/4" W X 6 7/8" T) Can Be Shipped	TP 1200
GNB 810 CA / 650 CCA Battery - Weighs 29# (Dimensions - 8" L X 7" W X 8" H) Cannot Be Shipped	GNB DT-650T

BATTERY CABLES



Total Power Battery Cable Kits

DESCRIPTION	P/N
Total Power Battery Cable Kit - includes 52" positive cable, 12" ground cable, and 20" master switch to starter cable	TP CK-BRP-01
Total Power Engine Ground Kit - includes cylinder head ground, starter ground and engine ground	TP GK-BRP-02



BRP 5107-1

Top Post Battery Cable Kits


DESCRIPTION	P/N
Top Post 52" Positive Battery Cable	BRP 5107-1
Top Post 12" Negative Battery Cable	BRP 5107
20" Starter to Master Switch Cable	BRP 5107-2

BATTERY POSTS



DESCRIPTION	P/N
Total Power Battery Posts (Includes positive and negative)	TP 23-01264

BATTERY BOXES / HOLD DOWNS



DESCRIPTION	P/N
Standard Style Battery Box With Hold Down	BRP 576
Modified Style Battery Box With Hold Down Kit	BRP 5106
Battery Hold Down for 2000 to present Bicknell Chassis	BRP 1541



MSD IGNITION BOXES



DESCRIPTION	P/N
MSD Ignition Box with fixed 7600 Rev Chip - DIRT 358 Legal	MSD 64316
MSD Ignition Box with Soft Touch Rev Control - Interchangeable Chips	MSD 6420
Pro Stock / Sportsman Soft Touch Rev Control	MSD87286
Lexan Chip Cover For MSD 87286 (keeps rev chip in place)	BRB 10

MSD IGNITION PARTS




DESCRIPTION	P/N
MSD Pro Billet Distributor - Chevy V8 with Locked Out Timing	MSD 85501
High Vibration Ignition Coil - does not come with mount (use MSD 8213)	MSD 8222
Replacement Rotor - Fits most MSD Billet and Pro Billet Distributors	MSD 8467
Replacement Chevy Cap for Most MSD Billet and Pro Billet Distributors	MSD 8433
Coil Mount	MSD 8213
Bronze Chevy Distributor Gear - MSD Distributor	COL C-350-MSD
Stock Chevy Bronze Distributor Gear	COL C-350
Distributor Extension Cable (green/purple trigger wire)	MSD 8860
Universal Coil Wire Assembly	MOR 73235
Distributor Advance Kit	MOR 72300
MSD 3000 Rev Chip	MSD ASY10177
MSD 6000 Rev Chip	MSD ASY11216
MSD 6200 Rev Chip	MSD ASY11533
MSD 7600 Rev Chip	MSD ASY11545

WEATHER TIGHT CONNECTORS



DESCRIPTION	P/N
MSD Weather Tight Connector - 6 Pin Square Plug	MSD 8180
MSD Weather Tight Connector - 2 Pin Square Plug	MSD 8184
MSD Weather Tight Connector - 6 Pin Flat Plug	MSD 8170

SPARK PLUGS & WIRES



DESCRIPTION	P/N
Moroso SBC Under Header - NON HEI Style	MOR 72405
Moroso SBC Under Header - HEI Style	MOR 72407
MSD SBC Under Header - Non HEI Style	MSD 31359



DESCRIPTION	P/N
Autolite # 133	AUT 133
Autolite # 134	AUT 134
Autolite # AR52 - Brodix Spec Head	AUT AR52
AC Delco #44 - Crate Engine	GM R44LTS
NGK Crate Engine Spark Plug	NGK TR5
NGK Extended Tip	NGK R5674-8
NGK Short Tip	NGK R5673-8
NGK Brodix Spec Head - Flat Tip	NGK R5671A-9
NGK Brodix Spec Head - Extended Tip	NGK R5672A-8
NGK Brodix Spec Head - Extended Tip Cold Plug	NGK R5672A-9

REPLACEMENT GAUGES

2 5/8" Autogage Gauges

DESCRIPTION	P/N
Mechanical Oil Pressure - 0 - 100 psi	ATM 2312
Mechanical Fuel Pressure - 0 - 15 psi	ATM 2311
Mechanical Water Temperature - 140° - 280°F	ATM 2313
Mechanical Oil Temperature - 140° - 280°F	ATM 2314

2 5/8" Autometer Gauges

DESCRIPTION	P/N
Mechanical Oil Pressure - 0 - 100 psi	ATM 3421
Mechanical Fuel Pressure - 0 - 15 psi	ATM 3411
Mechanical Water Temperature - 140° - 280°F	ATM 3431
Mechanical Oil Temperature - 140° - 280°F	ATM 3441

2 5/8" Autometer Liquid Filled Gauges

DESCRIPTION	P/N
Mechanical Oil Pressure - 0 - 100 psi	ATM 5421
Mechanical Fuel Pressure - 0 - 15 psi	ATM 5411
Mechanical Water Temperature - 140° - 280°F	ATM 5431
Mechanical Oil Temperature - 140° - 280°F	ATM 5441

2 5/8" Autometer Glow In Dark Gauges

DESCRIPTION	P/N
Mechanical Oil Pressure - 0 - 100 psi	ATM 4521
Mechanical Fuel Pressure - 0 - 15 psi	ATM 4511
Mechanical Water Temperature - 140° - 280°F	ATM 4531
Mechanical Oil Temperature - 140° - 280°F	ATM 4541

2 5/8" Quantum Gauges (dash panels)

DESCRIPTION	P/N
Mechanical Oil Pressure - 0 - 100 psi	GAU 5101
Mechanical Fuel Pressure - 0 - 15 psi	GAU 5109
Mechanical Water Temperature - 140° - 280°F	GAU 5103
Mechanical Oil Temperature - 140° - 280°F	GAU 5102

DESCRIPTION	P/N
1/8" NPT Female to AN 4 Male Gauge Adaptor	XRP 705004



TACHOMETERS

Mechanical Tachometers



DESCRIPTION	P/N
3 3/4" Face Tachometer - Remote Recall, 0 - 10,000 RPM Std Ignition	ATM 6601
5" Face Tachometer - Remote Recall, 0 - 10,000 RPM Std Ignition	ATM 6801
5" Face Tachometer - Non Remote Recall, 0 - 9,000 RPM Std Ignition	ATM 6809

Digital Tachometers

DESCRIPTION	P/N
Digital Tachometer (works on all ignition systems) 3 1/8" X 3 1/8" X 1"	TEL TAC

GAUGE PANELS



Quantum Gauge Panels

DESCRIPTION	P/N
2 Gauge Panel - Oil Pressure/Water Temp with Lights	GAU 5200
3 Gauge Panel - Oil Pressure/Water Temp/Oil Temp with Lights	GAU 5300



Blank Dash Panel

DESCRIPTION	P/N
Blank Dash Panel - Has 1 X 4 1/8" Hole For Tachometer, and 3 X 2 5/8" gauge holes (15 1/2"W X 5"T)	BRP 5100

BRP PRE-WIRED DASH PANELS



GAU 5104

Did You Know...

These pre-wired dash panels are ready to install in any BRP car. They come with Oil Press. Water Temp. and all sending units and lights.

DESCRIPTION	P/N
BRP Pre-Wired Dash	GAU 5104
BRP Pre-Wired Dash with Glow In Dark Gauges	GAU 5104GID

SWITCHES



REB 160-1470

REB 160-1485

DESCRIPTION	P/N
Toggle Switch with Flip Cover	REB 160-1465
Toggle Switch	REB 160-1470
Magneto Toggle Switch or Replacement Switch for BRP 5104 Dash	GAU 5090
Starter Push Button	REB 160-1485
Replacement Flip up Switch Cover	REB 160-1490

MASTER DISCONNECT SWITCHES



AFC 85268

DESCRIPTION	P/N
Battery Master Disconnect Switch with Alternator	REB 160-1500
Battery Master Disconnect Switch - No Alternator	AFC 85268

REBCO SWITCH PANELS




REB 150-3445

Switch Panels - HEI & MSD Ignitions

DESCRIPTION	P/N
Push Button with Flip Cover Switch	REB 150-3395
Push Button with Switch	REB 150-3400
Push Button with Switch, pilot light and 1 accessory switch/pilot light	REB 150-3435
Push Button with Switch, pilot light and 2 accessory switch/pilot lights	REB 150-3445

WARNING LIGHTS



DESCRIPTION	P/N
Oil Pressure Warning Light Kit - 20 psi Sending Unit with Red Light	REB 140-1280
Oil Temperature Warning Light Kit - 275° Sending Unit with Blue Light	REB 140-1315
Fuel Pressure Warning Light Kit - 3 psi Sending Unit with Clear Light	REB 140-1320
Water Temperature Warning Light Kit - 230° Sending Unit with Amber Light	REB 140-1305
Replacement Amber Light Only	REB 140-1365
Replacement Blue Light Only	REB 140-1366
Replacement Clear Light Only	REB 140-1367
Replacement Red Light Only	REB 140-1368

REPLACEMENT SENDING UNITS



DESCRIPTION	P/N
Adjustable Fuel Pressure Sending Unit - 3 psi (adjustable + or - 2 psi)	REB 140-1335
Oil Pressure Sending Unit - 20 psi	REB 140-1345
Water Temperature Sending Unit - 230°	REB 140-1350
Oil Temperature Sending Unit - 275°	REB 140-1355
1/2" NPT Adaptor for Water Temperature Gauge	ATM 2264